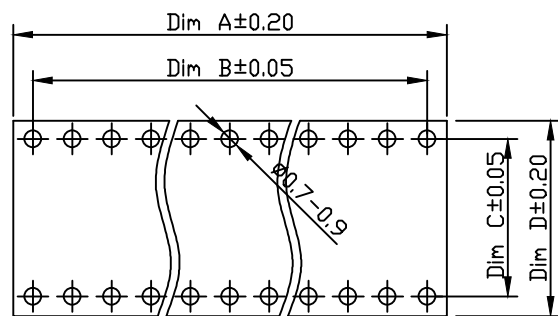
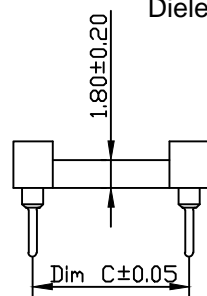
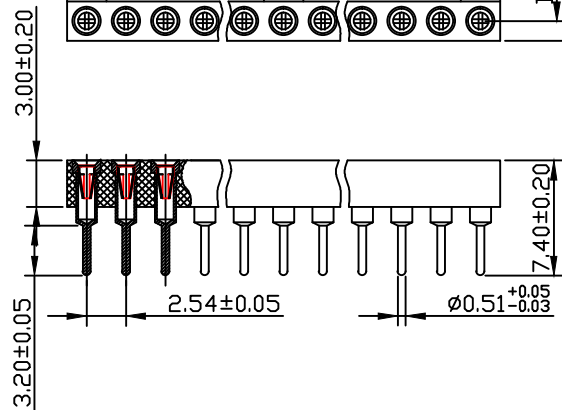
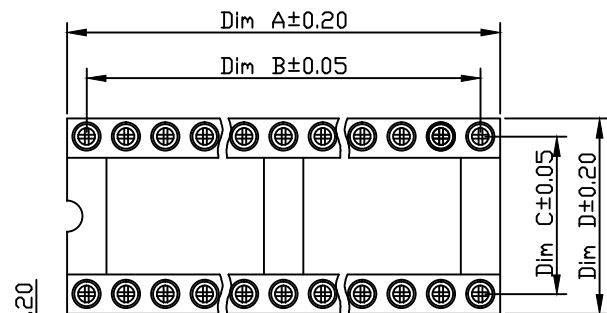


Contact	Dim A	Dim B	Dim C	Dim D
6	7.62	5.08	7.62	10.16
8	10.16	7.62	7.62	10.16
10	12.70	10.16	7.62	10.16
14	17.78	15.24	7.62	10.16
16	20.32	17.78	7.62	10.16
18	22.86	20.32	7.62	10.16
20	25.40	22.86	7.62	10.16
24	30.48	27.94	7.62	10.16
28	35.56	33.02	7.62	10.16
16	20.32	17.78	10.16	12.70
20	25.40	22.86	10.16	12.70
22	27.94	25.40	10.16	12.70
24	30.48	27.94	10.16	12.70
28	35.56	33.02	10.16	12.70
24	30.48	27.94	15.24	17.78
28	35.56	33.02	15.24	17.78
32	40.64	38.10	15.24	17.78
36	45.72	43.18	15.24	17.78
40	50.80	48.26	15.24	17.78
42	53.34	50.80	15.24	17.78
48	60.96	58.42	15.24	17.78
50	63.50	60.96	15.24	17.78
52	66.04	63.50	15.24	17.78
50	63.50	60.96	22.86	25.40
52	66.04	63.50	22.86	25.40
64	81.28	78.74	22.86	25.40



PCB LAYOUT

Technical Specs:

Insulator: Black glass filled polyester PBT-GF30-FR
 Flammability: UL 94V-O
 Sleeve: Brass H59-3
 Contact clip(4 finger): Beryllium copper(C17300)
 Accepted pin: Ø0.40 to 0.56mm
 Forces: (polished steel gauge Ø0.43mm)
 --Insertion 2 N typ
 --Withdrawal 1 N typ
 Mechanical life: min100 cycles
 Rated current: 1A
 Contact resistance: max 10mΩ
 Dielectric resistance: Min 1000V RMS

注：圆孔针图号：P183-0740-123

E					
D					
C					
B					
A			RELEASED		03/18-11
REV	ZONE	LTR	DESCRIPTION.	ECN.NO.	Date

Units	mm	Scale	2:1	Drawing By	Date
Tolerance Unless Otherwise Specified				Check By	Date
.X ~ ±0.30				Approval By	Date
.XX ~ ±0.25					
.XXX ~ ±0.20					
Angle ~ ± 3°					

Lycn® 深圳市联益电子有限公司
 HTTP://WWW.LYCONN.COM

Date: 2011/03/18
 Sheet: 1 of 1
 Title: 2.54x3.0圆孔IC座 L=7.40 CA专用

Thirt Angle Projection
 Drawing No. YKZ1-183-0740-100
 File Path M/F/MA/GCTZ/YKZ
 REV A